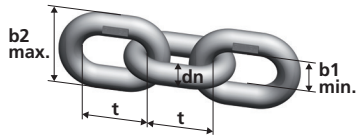


# Imbragature speciali per impianti di zincatura a caldo

Special chain slings for hot galvanizing plant

## Catena KWF - KWF/HT

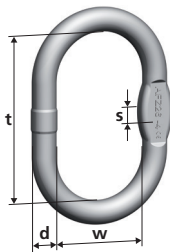
KWF - KWF/HT Chain



Codice Code	Codice Code	Diametro nominale Nominal diameter	Lunghezza standard Standard delivery length	Passo Pitch	Larghezza interna Inside width	Larghezza esterna Outside width	Portata WLL	Carico di rottura Breaking force	Peso Weight
KWF	KWF/HT	dn mm	m	t mm	b1 min mm	b2 max mm	Kg	kN	Kg/m
KWF 8	-	8	50	24	11	29	500	33,3	1,41
KWF 10	KWF/HT 10	10	50	30	14	36	800	53,2	2,20
KWF 13	KWF/HT 13	13	50	39	18	47	1325	88,1	3,71
KWF 16	KWF/HT 16	16	25	48	22	58	2000	133	5,62
KWF 20	-	20	25	60	27	70	3150	209	8,76
KWF 22	-	22	25	66	30	79	3750	251	11,18

## Campanella semplice AWF

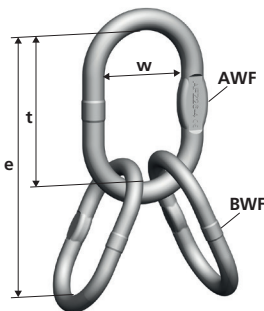
AWF Master link



Codice Code	Portata 0°-45° WLL 0°-45°	Per ganci DIN 15401 Fits on single hook acc. to DIN 15401	Dimensioni Dimensions				Peso Weight	Campanella per catena Ø Master link for chain Ø	
			d mm	t mm	w mm	s mm		1 br./leg	2 br./leg
AWF 16	500	2,5	16	110	60	14	0,53	8	-
AWF 18	800	5	19	135	75	14	0,86	10	8
AWF 22	1325	6	23	160	90	17	1,60	13	10
AWF 26	2000	8	27	180	100	20	2,46	16	13
AWF 32	3150	10	33	200	110	26	4,14	20	16
AWF 36	4250	16	36	260	140	29	6,22	22	20
AWF 45	5900	25	45	340	180	-	12,82	-	22
AWF 50	8000	32	50	350	190	43	16,55	-	-

## Campanella tripla VWF

VWF Four leg master link assembly



Tipo Type	Assemblaggio Consisting of	Portata 0°-45° WLL 0°-45°	Per ganci DIN 15401 Fits on single hook acc. to DIN 15401	Dimensioni Dimensions			Peso Weight
				e mm	t mm	w mm	
VWF 8	AWF 22 + 2 BWF 16	1060	6	230	160	90	2,32
VWF 10	AWF 26 + 2 BWF 20	1675	8	265	180	100	3,68
VWF 13	AWF 32 + 2 BWF 22	2800	10	315	200	110	6,46
VWF 16	AWF 36 + 2 BWF 26	4250	16	400	260	140	10,06
VWF 20	AWF 50 + 2 BWF 32	6600	32	500	350	190	22,87
VWF 22	AWF 50 + 2 BWF 36	8500	32	520	350	190	24,79

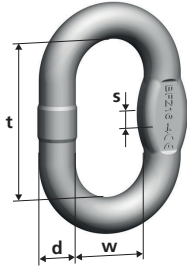


# Imbragature speciali per impianti di zincatura a caldo

Special chain slings for hot galvanizing plant

## Anello BWF

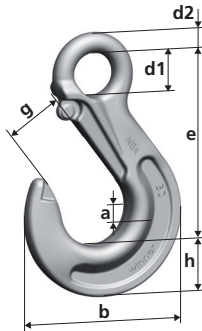
BWF Transition link



Tipo Type	Portata 0°-45° WLL 0°-45°  Kg	Dimensioni Dimensions				Peso Weight  Kg	Maglia per catena Ø Transition link for chain Ø  1-2 br. 1-2 legs
		d mm	t mm	w mm	s mm		
BWF 10	500	10	44	20	-	0,09	8
BWF 13	800	13	54	25	10	0,17	10
BWF 16	1325	17	70	34	14	0,36	13
BWF 20	2000	20	85	40	-	0,68	16
BWF 23	3150	23	115	45	17	1,15	20
BWF 27	4000	27	140	55	20	1,92	22

## Gancio ad occhio HWF

HWF Eye sling hook



Codice Code	Portata WLL  Kg	Dimensioni Dimensions							Peso Weight  Kg
		a mm	b mm	d1 mm	d2 mm	e mm	g mm	h mm	
HWF 8	500	19	88	25	11	106	32	27	0,50
HWF 10	800	26	109	34	16	131	40	33	1,10
HWF 13	1325	33	134	43	19	164	48	44	2,20
HWF 16	2000	40	155	50	25	183	56	50	3,50
HWF 20	3150	48	178	55	27	205	62	55	5,80
HWF 22	3750	50	196	60	29	225	72	62	8,00

## Grillo SCHWF

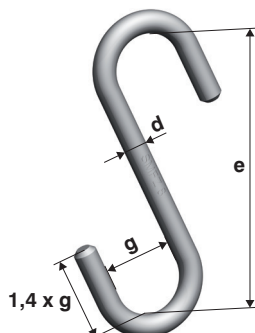
SCHWF Shackle



Codice Code	Peso Weight  Kg
	SCHWF 13
SCHWF 16	1,79
SCHWF 20	1,94
SCHWF 26	5,25
SCHWF 32	16,50

## Gancio ad S SMWF

SMWF S-Hook



Codice Code	Portata WLL  Kg	Dimensioni Dimensions			Peso Weight  Kg
		d mm	e mm	g mm	
SMWF 8	500	23	220	53	1,50
SMWF 10	800	31	280	58	2,90
SMWF 13	1325	40	400	90	8,20
SMWF 16	2000	50	500	120	16,00
SMWF 20	3150	60	550	130	26,00