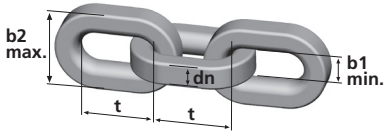


## Catene e accessori Winner Pro - Grado 12

Winner Pro chain and  
accessory system in G12

### Catena WINPRO FLEX 200

WINPRO FLEX 200 Lifting chain



Tipo Type	Diametro nominale Nominal diameter dn mm	Passo Pitch t mm	Larghezza interna Inside width b1 min mm	Larghezza esterna Outside width b2 max mm	Portata WLL Kg	Carico di rottura Breaking force kN	Peso Weight Kg/m
WINPRO 7 FLEX 200	7	22	10	26	2360	92,60	1,36
WINPRO 8 FLEX 200	8	25	11,20	29	3000	118,00	1,64
WINPRO 10 FLEX 200	10	33	14,20	37	5000	196,00	2,70
WINPRO 13 FLEX 200	13	41	18,60	50	8000	314,00	4,80
WINPRO 16 FLEX 200	16	51	22,80	60	12500	491,00	7,17

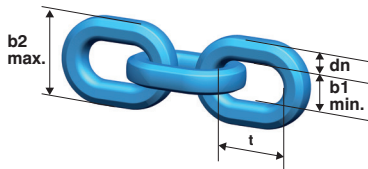
- Temperatura di lavoro:  $-40^{\circ}\text{C} \div 200^{\circ}\text{C}$ .
- Temperature range:  $-40^{\circ}\text{C} \div 200^{\circ}\text{C}$ .

La catena WINPRO 200 viene prodotta anche con maglie tonde nei diametri 13 e 16. Portate e carichi di rottura invariati. Perfetta compatibilità con tutti gli accessori della gamma grado 12.

The WINPRO 200 chain is also produced with round links in diameters 13 and 16. Capacity and breaking loads unchanged. Perfect compatibility with all accessories in the grade 12 range.

### Catena WINPRO FLEX 300

WINPRO FLEX 300 Lifting chain

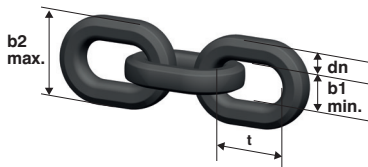


Tipo Type	Diametro nominale Nominal diameter dn mm	Passo Pitch t mm	Larghezza interna Inside width b1 min mm	Larghezza esterna Outside width b2 max mm	Portata WLL Kg	Carico di rottura Breaking force kN	Peso Weight Kg/m
WINPRO 7 FLEX 300	7	22	10	26	2360	92,60	1,36
WINPRO 8 FLEX 300	8	25	11,20	29	3000	118,00	1,64
WINPRO 10 FLEX 300	10	33	14,20	37	5000	196,00	2,70
WINPRO 13 FLEX 300	13	41	18,60	50	8000	314,00	4,80
WINPRO 16 FLEX 300	16	51	22,80	60	12500	491,00	7,17

- Temperatura di lavoro:  $-60^{\circ}\text{C} \div 300^{\circ}\text{C}$ .
- Temperature range:  $-60^{\circ}\text{C} \div 300^{\circ}\text{C}$ .

### Catena WINPRO FLEX 300 CORROPRO

WINPRO FLEX 300 CORROPRO Lifting chain



Tipo Type	Diametro nominale Nominal diameter dn mm	Passo Pitch t mm	Larghezza interna Inside width b1 min mm	Larghezza esterna Outside width b2 max mm	Portata WLL Kg	Carico di rottura Breaking force kN	Peso Weight Kg/m
WINPRO 7 FLEX 300 PCP	7	22	10	26	2360	92,60	1,36
WINPRO 8 FLEX 300 PCP	8	25	11,20	29	3000	118,00	1,64
WINPRO 10 FLEX 300 PCP	10	33	14,20	37	5000	196,00	2,70
WINPRO 13 FLEX 300 PCP	13	41	18,60	50	8000	314,00	4,80
WINPRO 16 FLEX 300 PCP	16	51	22,80	60	12500	491,00	7,17

- Temperatura di lavoro:  $-60^{\circ}\text{C} \div 300^{\circ}\text{C}$ .
- Temperature range:  $-60^{\circ}\text{C} \div 300^{\circ}\text{C}$ .