

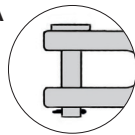
Codice Code	Codice Code	Diametro filetto Thread diameter	Regolazione Take up		Portata WLL	Tenditore Turnbuckle			Dimensioni Dimensions					Peso Weight
			inch	mm		Chiuso Closed	Aperto Open	Chiuso Closed	e mm	f mm	g mm	h mm	i mm	
Con coppiglia With cotter pin	Con dado e coppiglia With safety bolt	a			t	b mm	c mm	d mm						Kg
G 6313	G 6323													
-	ATENFFDC0106	3/8	6	150	0,54	273	409	305	12	21	8	9	21	0,57
-	ATENFFDC0206	1/2	6	150	1	305	435	344	16	26	10	11	26	0,96
-	ATENFFDC0209	1/2	9	230	1	380	587	418	16	26	10	11	26	1,18
-	ATENFFDC0212	1/2	12	305	1	455	739	494	16	26	10	11	26	1,5
-	ATENFFDC0306	5/8	6	150	1,59	346	469	406	18	32	13	14	33	1,84
-	ATENFFDC0309	5/8	9	230	1,59	421	622	481	18	32	13	14	33	2,12
-	ATENFFDC0312	5/8	12	305	1,59	496	773	556	18	32	13	14	33	2,56
ATENFF0406	ATENFFDC0406	3/4	6	150	2,36	368	487	438	24	38	16	16	41	2,68
ATENFF0409	ATENFFDC0409	3/4	9	230	2,36	442	639	512	24	38	16	16	41	3,03
ATENFF0412	ATENFFDC0412	3/4	12	305	2,36	518	791	588	24	38	16	16	41	3,29
ATENFF0418	ATENFFDC0418	3/4	18	457	2,36	671	1095	740	24	38	16	16	41	3,65
ATENFF0512	ATENFFDC0512	7/8	12	305	3,27	559	825	636	27	42	19	19	48	4,9
ATENFF0518	ATENFFDC0518	7/8	18	457	3,27	712	1131	789	27	42	19	19	48	5,95
ATENFF0606	ATENFFDC0606	1	6	150	4,54	447	555	532	30	50	22	20	55	5,21
ATENFF0612	ATENFFDC0612	1	12	305	4,54	598	859	683	30	50	22	20	55	6,5
ATENFF0618	ATENFFDC0618	1	18	457	4,54	750	1164	835	30	50	22	20	55	8,1
ATENFF0624	ATENFFDC0624	1	24	610	4,54	902	1469	987	30	50	22	20	55	8,6
ATENFF0712	ATENFFDC0712	1 1/4	12	305	6,9	641	916	748	44	71	28	26	68	11,2
ATENFF0718	ATENFFDC0718	1 1/4	18	457	6,9	803	1228	910	44	71	28	26	68	13,6
ATENFF0724	ATENFFDC0724	1 1/4	24	610	6,9	961	1538	1069	44	71	28	26	68	15
ATENFF0812	ATENFFDC0812	1 1/2	12	305	9,71	675	941	806	52	71	35	28	80	17,1
ATENFF0818	ATENFFDC0818	1 1/2	18	457	9,71	825	1244	956	52	71	35	28	80	19,3
ATENFF0824	ATENFFDC0824	1 1/2	24	610	9,71	980	1550	1111	52	71	35	28	80	21,8
ATENFF0918	ATENFFDC0918	1 3/4	18	457	12,7	938	1316	1092	60	86	42	33	90	27,3
ATENFF0924	ATENFFDC0924	1 3/4	24	610	12,7	1084	1614	1246	60	86	42	33	90	31,7
ATENFF1024	ATENFFDC1024	2	24	610	16,8	1153	1672	1338	63	93	50	41	108	49
ATENFF1124	ATENFFDC1124	2 1/2	24	610	27,2	1254	1830	1479	75	114	57	41	143	88
ATENFF1224	ATENFFDC1224	2 3/4	24	610	34	1348	1882	1604	90	110	70	41	158	103

- Coefficiente di sicurezza 5.
- Temperatura di utilizzo: -20°C ÷ 200°C.
- Safety factor 5.
- Operating temperature: -20°C ÷ 200°C.



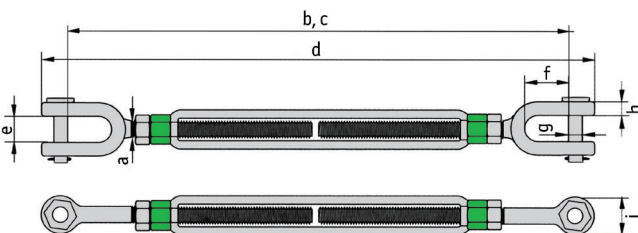
Tipo G 6313 FORCELLA-FORCELLA Con coppiglia

Acciaio alta resistenza
Finitura: zincatura a caldo



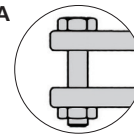
G 6313 JAW-JAW Type

With cotter pin
Drop forged high tensile steel
Finish: hot dipped galvanized



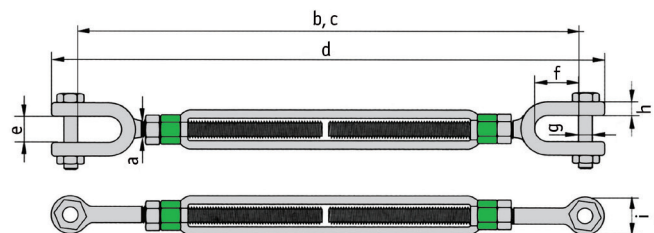
Tipo G 6323 FORCELLA-FORCELLA Con dado e coppiglia

Acciaio alta resistenza
Finitura: zincatura a caldo



G 6323 JAW-JAW Type

With safety bolt
Drop forged high tensile steel
Finish: hot dipped galvanized



Nota: da 3/8" a 5/8" solo con dado e coppiglia (tipo G6323).
Note: from 3/8" to 5/8" only with nut and split pin (G6323 type).